



Apostila I

1º ano



Designed by pngtree

Escola Municipal _____

Aluno(a): _____

Professora: _____



MEU NOME É 

QUANDO CRESCER QUERO SER 

HISTÓRIA FAVORITA 

SOU ASSIM 

O QUE QUERO APRENDER 

COR FAVORITA

COMIDA PREFERIDA 

COR FAVORITA

ANIMAL PREFERIDO 

ESPORTE FAVORITO 


MINHA IDADE 

© Melanie Whitmire 2016 @Searching for Silver
cantinhoalternativo.com.br

<https://www.cantinhoalternativo.com.br/2017/01/atividade-sobre-mim-volta.html>




Complete o desenho da direita observando o desenho da esquerda.



<https://i.pinimg.com/originals/76/27/fd/7627fda494a2f8bbc17658f043d25d8c.png>



TODOS CONTRA O CORONAVÍRUS, A PREVENÇÃO É FUNDAMENTAL!





SOESCOLA.COM



VAMOS COBRIR AS
LETRAS USANDO O LÁPIS
DE COR?

PASSAR O LÁPIS SOBRE
O PONTILHADO COM
MUITO CUIDADO.

A B C D E F G

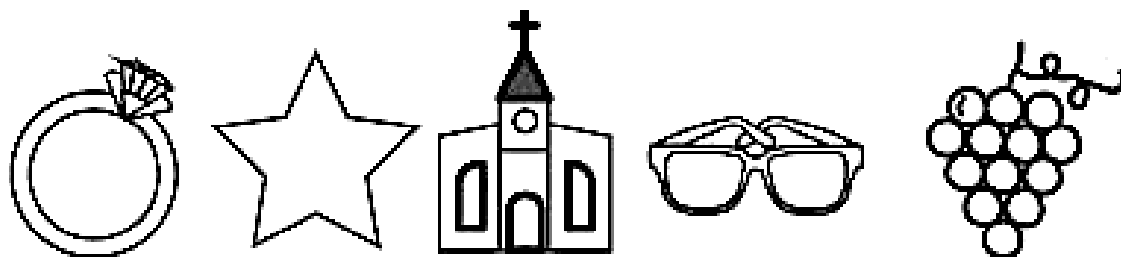
H I J K L M N

O P Q R S T

U V W X Y Z



CUBRA AS VOGAIS:



A A A A A

E E E E E

I I I I I

O O O O O

U U U U U



www.mestredosaber.com.br

COMPLETE A SEQUÊNCIA ALFABÉTICA.


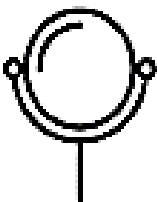






	B	C	D		F	G
H		J	K	L	M	N
	P	Q	R	S	T	
V	W	X	Y	Z		

ESCREVA A LETRA INICIAL DE CADA DESENHO.



AS VOGAIS


ESCREVA A LETRA INICIAL DO NOME DE CADA DESENHO.



www.artedeensinaraprender.com



COMPLETE O ALFABETO:



OBSERVE O ALFABETO ACIMA E ESCREVA:

VOGAIS


CONSOANTES

w.artedeinsinareaprender.com



WWW.MESTREDOSABER.COM.BR

PINTE O DESENHO QUE COMEÇA COM A VOGAL APRESENTADA.



A				
E				
I				
O				
U				



www.mestredosaber.com.br

ESCREVA SEU NOME.

AGORA ESCREVA NOS QUADRADINHOS:

QUANTAS LETRAS TEM SEU NOME?

QUAL É A PRIMEIRA LETRA DO SEU NOME?

QUAL É A ÚLTIMA LETRA DO SEU NOME?

TÊM LETRAS QUE SE REPETEM?

QUANTAS VOGAIS TEM SEU NOME?

QUANTAS CONSOANTES TEM SEU NOME?







DITADO RECORTADO

Vogais juntinhas formam palavrinhas!



EI!

UI!

OI!

AI!

AU!


IOIÔ!

https://2.bp.blogspot.com/-3hSATJpZ3J4/VtLnLBI47qI/AAAAAAAAAGhI/p6PLRNz7OI/s1600/ATIVIDADES_EXERC%25C3%258DCIOS_COM_ENCONTROS_VOC%25C3%2581LICOS_PARA_IMPRIMIR%2B%25283%2529.png



@AtividadesSuzanb

LEIA OS ENCONTROS DAS VOGAIS E, DEPOIS, ESCREVA-OS
COM CAPRICO NO QUADRO ABAIXO:



LEIA AS PALAVRAS E CIRCULE OS ENCONTROS DAS VOGAIS
EM CADA UMA.

ADOREI

DEPOIS

MAMÃE

CADEIRA

FAMÍLIA

IDEIA

CUIDADO

APARECEU





JUNTE AS VOGAIS E FORME PALAVRAS.

O + U _____

E + U _____

A + U _____


U + I _____

I + A _____

E + I _____

O + I _____

A + I _____

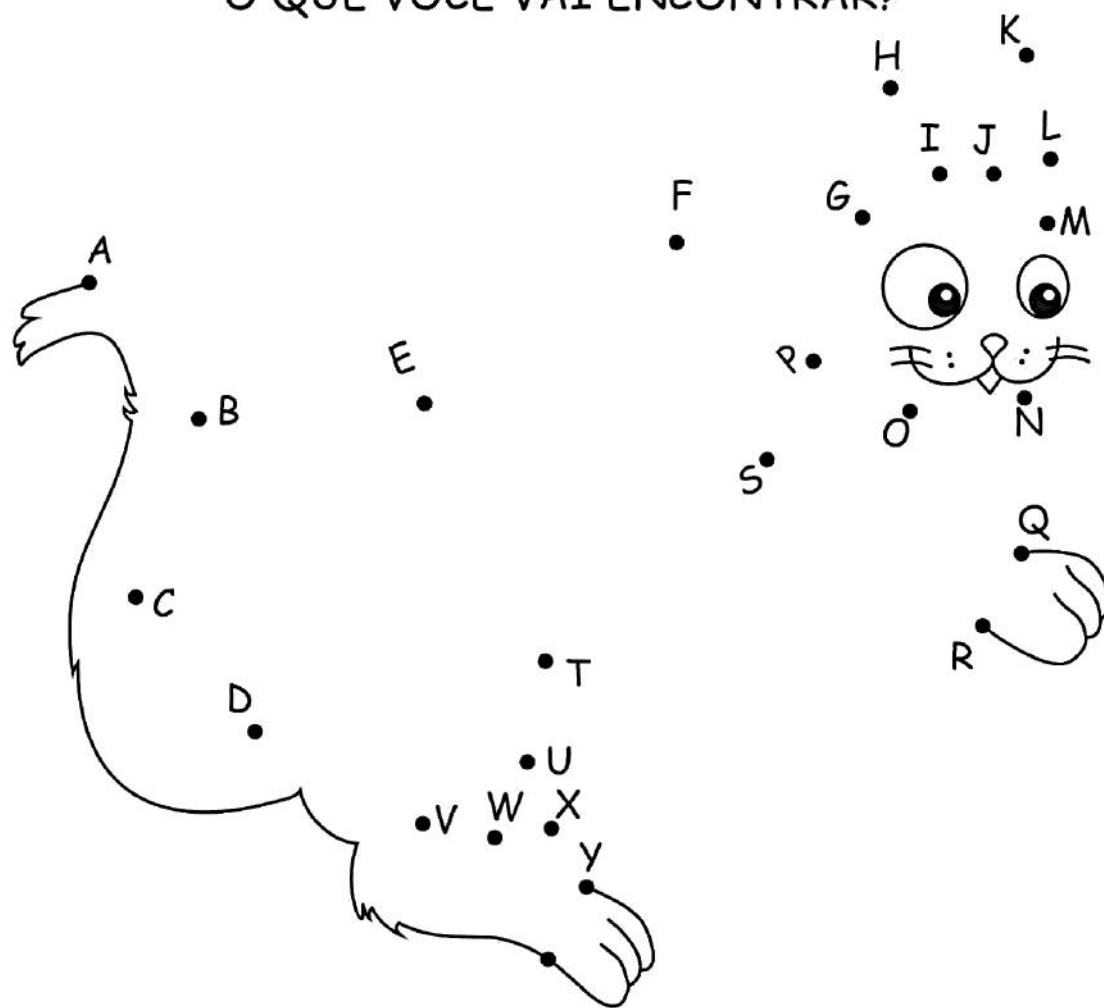


https://soatividades.com/wp-content/uploads/2015/04/alfabetizacao_encontros_vocalicos_juntar_vogais.png



www.mestredosaber.com.br

LIGUE AS LETRAS EM ORDEM ALFABÉTICA.
O QUE VOCÊ VAI ENCONTRAR?



PINTE O NOME DO ANIMAL ENCONTRADO.



PEIXE

GATO

CACHORRO

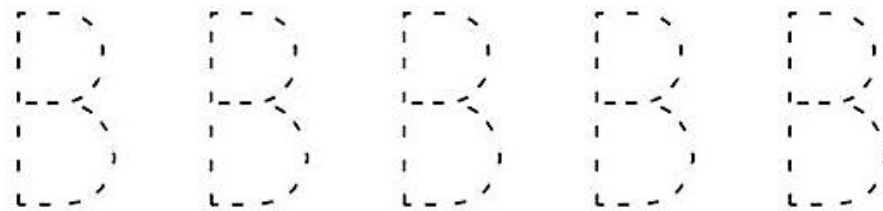


Boneca




Baleia


Vamos cobrir o pontilhado



Vamos, agora, completar as palavras



anana



ode



<https://viacarreira.com/wp-content/uploads/2020/04/atividades-de-alfabetizacao-letra-b-18.jpg>




LINGUAGEM

COMPLETE AS PALAVRAS COM A LETRA B



___ ALA



___ ALEIA




___ ARCO



___ EXIGA



___ IQUINI




___ ONECA



___ ONÉ



___ OLA




___ URRO




PINTE OS DESENHOS INICIADOS PELA SÍLABA EM DESTAQUE

BA



BE




BI



BO



BU






LINGUAGEM
FAMÍLIA SILÁBICA
B

LIGUE:



BA BE BI BO BU



notebookdaprov.blogspot.com




FAMÍLIA SILÁBICA DO B




BA BE BI BO BU BÃO



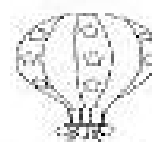

COMPLETE AS PALAVRAS COM A SÍLABA INICIAL CORRESPONDENTE.



LA NECA LE



TA CICLETA



ZINA LO LÃO



NANA XIGA




<http://www.espacoprofessor.com/> By Kátia Teixeira





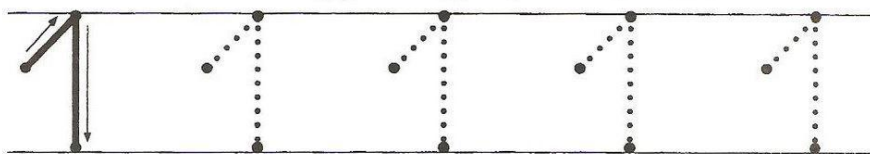




Vamos contar.
Quantos dedos levantados?
Cubra os pontilhados.







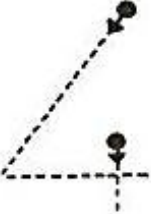

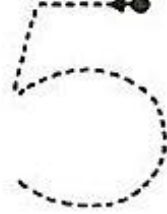



Fotos: PhotoDisc





Passa por cima dos pontilhados e pinta a quantidade correta de cada fila.

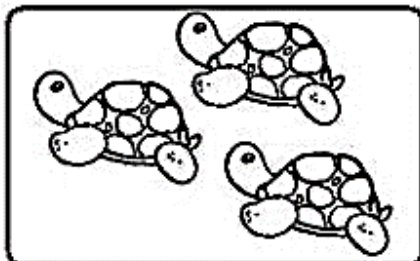
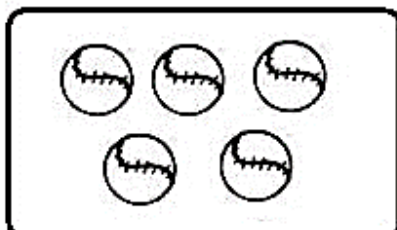
	
	
	
	
	

<https://i.pinimg.com/originals/98/a2/fc/98a2fc0024f1bca71fd1332a9f39a44e.jpg>



ATIVIDADES

LIGUE CADA CONJUNTO AO NUMERAL CORRESPONDENTE:



2

5

1




3

4

https://2.bp.blogspot.com/-1l-A76jZRtw/T-O-O0LBN1l/AAAAAAAAACkQ/iFgcrBNhz_k/s1600/11-+numeral.JPG



LIGUE CADA CONJUNTO AO NUMERAL QUE CORRESPONDE A QUANTIDADE DE ELEMENTOS:



4


1

5

3

2

COMPLETE COM OS NÚMEROS QUE ESTÃO FALTANDO:




<https://i.pinimg.com/originals/82/f9/f4/82f9f4fe0fbbd5a6c32a339c01c6fe31.jpg>





COMPLETE A TEIA DA ARANHA, LIGANDO OS NUMERAIS EM SEQUÊNCIA.



ESCREVA OS NUMERAIS DO 0 AO 10, SEGUINDO A SEQUÊNCIA NUMÉRICA.

0					

<https://i.pinimg.com/originals/92/83/83/928383489a2e9eae3e91e3d31c23a02d.png>





PINTE A QUANTIDADE INDICADA:

1 2 3 4 5 6 7 8 9

profrafaelak.blogspot.com





LIGUE CADA NÚMERO AO SEU NOME:



DOIS



CINCO



ZERO



UM



SEIS



NOVE



TRÊS



QUATRO



OITO



SETE

profrafaelak.blogspot.com



DESENHE A QUANTIDADE DE BOLINHAS QUE SE PEDE:

UM

DOIS

TRÊS

QUATRO




CINCO

SEIS

SETE

NOVE


DEZ




profrafaelak.blogspot.com



OBSERVE A CASINHA DOS PORQUINHOS E, DEPOIS, CONTE OS ELEMENTOS QUE APARECEM NA CENA.



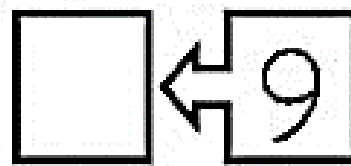
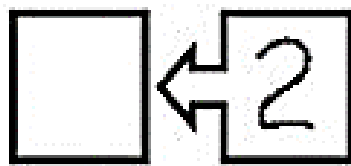
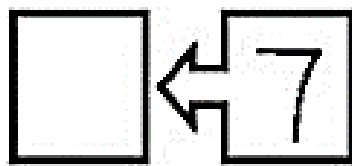
2) ESCREVA, ABAIXO, O NUMERAL QUE CORRESPONDE A CADA QUANTIDADE.



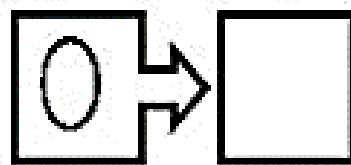
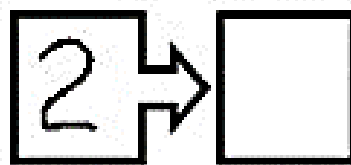
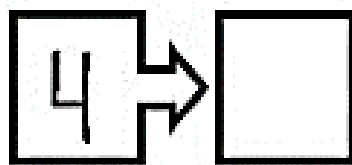
<https://i.pinimg.com/originals/20/7f/d6/207fd6ead839feb580b97323d8a8b848.jpg>



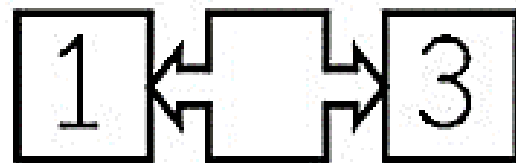
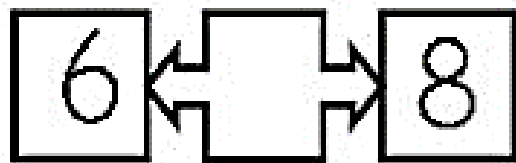
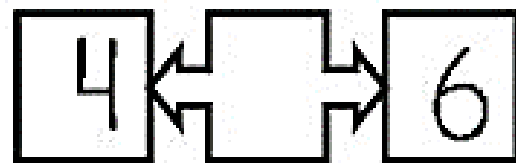
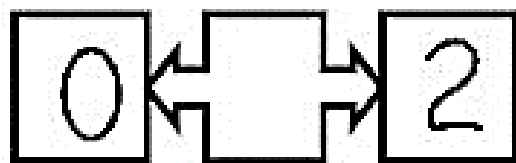
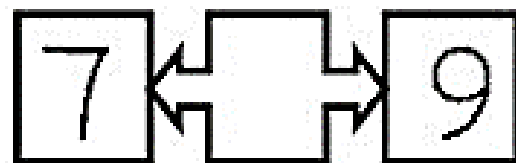
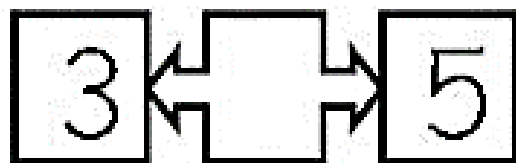
QUEM VEM ANTES?



QUEM VEM DEPOIS?



QUEM ESTÁ ENTRE?



<https://i.pinimg.com/474x/39/62/37/396237dd3d2f5e16cf428c693483c8e0--math-worksheets.jpg>