



Apostila I

2º ano



Designed by pngtree

Escola Municipal _____

Aluno(a): _____

Professora: _____



LETRA INICIAL



					
					
					
					
		<p>ESCREVA A LETRA INICIAL DE CADA DESENHO E COMPLETE O...</p> <h1>ALFABETO</h1>			

<https://i.pinimg.com/originals/71/a7/22/71a7224ac3a4ddc44cb84b311864b36e.png>




COMPLETE O ALFABETO:

A		C		E
F			I	
K		M		O
	Q	R		T
U		W		Y

WWW.PROFRAFAELAK.BLOGSPOT.COM

☺ RISQUE O DESENHO QUE NÃO COMEÇA COM O SOM IGUAL AOS DEMAIS.





A				
E				
I				
O				
U				

<https://profissaomestre.com.br/wp-content/uploads/2019/11/atividades-com-vogais-para-imprimir.jpg>



COMPLETE AS PALAVRAS COM AS VOGAIS:



M _ C _ C _



B _ L _



X _ C _ R _



_ V _



V _ C _



P _ N _ L _




T _ M _ T _



N _ V _ _



S _ P _ T _




P _ P _

WWW.PROFRAFAELAK.BLOGSPOT.COM



ORDENE AS SÍLABAS E FORME O NOME DAS FIGURAS:



PO SA



TO SA PA



TA SE



BÃO SA



FÁ SO



TE SE



PA SO



SA DA LA



LA SA CO



NO SI



CO SU



CO SA

<https://i.pinimg.com/originals/06/6f/25/066f25d2b2e5991161328cfca154aca5.jpg>



PINTE AS SÍLABAS QUE FORMAM O NOME DAS FIGURAS.



ES	DO	PA	BE	DA	CE
----	----	----	----	----	----



TA	FE	VA	FO	GO	CA
----	----	----	----	----	----



MO	JU	SA	LA	PA	TO
----	----	----	----	----	----



ME	A	PI	NA	TO	RE
----	---	----	----	----	----



CA	TU	BE	NE	PO	TA
----	----	----	----	----	----


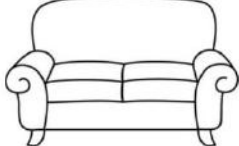








GA	BA	MO	NA	DU	NA
----	----	----	----	----	----

<https://atividadesprofessores.com.br/wp-content/uploads/2019/09/2.jpg>



PINTE AS BOLINHAS DE ACORDO COM O NÚMERO DE SÍLABAS DE CADA FIGURA:

	○ ○ ○ ○ ○ ○ ○ ○
	○ ○ ○ ○ ○ ○ ○ ○
	○ ○ ○ ○ ○ ○ ○ ○
	○ ○ ○ ○ ○ ○ ○ ○
	○ ○ ○ ○ ○ ○ ○ ○
	○ ○ ○ ○ ○ ○ ○ ○
	○ ○ ○ ○ ○ ○ ○ ○
	○ ○ ○ ○ ○ ○ ○ ○

WWW.PROFRAFAELAK.BLOGSPOT.COM



DITADO NUMÉRICO

Forme palavras, procurando os numerais iguais.

1	2	2	1	6	4	3
PI	PO	PI	CO	PA	PI	ÃO
5	1	3	6	2	6	4
PÃO	LÉ	PI	NE	CA	LA	PA



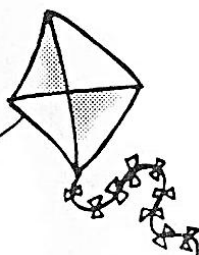
1 _____



2 _____



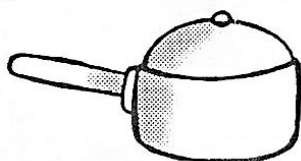
3 _____



4 _____



5 _____

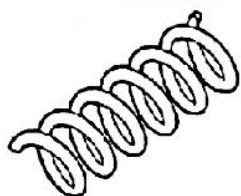


6 _____

<https://atividadespedagogicas.net/wp-content/uploads/2017/10/atividades-palavras-cruzadas-www.ensinar-aprender.blogspot.com026.jpg>



LIGUE O NOME AS FIGURAS



BALÃO



BOLA



FACA

RATO



MOLA


ARARA



JACARÉ



ABACAXI



BOCA




MALA



RELOGIO

GALO







ATIVIDADESPROFCAMILA









CAÇA-PALAVRAS COM TIL (~)

1) Procure, no caça, os nomes das figuras e escreva-os nos devidos lugares.



F	O	G	Ã	O	B	X	Z	M
C	L	E	Ã	O	M	N	P	A
A	M	Ã	O	S	K	R	S	M
R	M	A	C	A	R	R	Ã	O
V	R	M	A	M	Ã	O	G	I
Ã	M	V	I	O	L	Ã	O	J
O	M	A	Ç	Ã	S	P	Ã	O
R	S	T	V	P	I	Ã	O	R
X	Z	S	A	B	Ã	O	S	V



<https://2.bp.blogspot.com/-dvxG-Z2clq4/Te0nlmrbWpI/AAAAAAAAACM8/8461a0Bjevo/s1600/www.ensinar-aprender.blogspot.comca%25C3%25A7a+palavras+ilustrado+com+til.jpg>



PINTE CADA SÍLABA DAS PALAVRAS COM
UMA COR DIFERENTE:




PIRULITO



LATA




SALADA



PIPOCA




BOLO



AVIÃO




TELEFONE



RATO



DADO



CAVALO

WWW.PROFRAFAELAK.BLOGSPOT.COM



SALADA DE SÍLABAS

Desembaralhe as sílabas abaixo e forme palavras.

RAN
MO
GO

DON
MUN
GO
CA

DEI
BAN RI
NHA

SAN
FO NEI
RO

RO
CAN
TEI

TI
ZA GEN
LE

TA
RA DEN
DU

MAN
CO TA

DAN
ES TE
TU

VI
CON DA
DO

ZEN
RO FA
DEI

SUN
PRE
TO



_____	_____
_____	_____
_____	_____
_____	_____
_____	_____

[https://3.bp.blogspot.com/-](https://3.bp.blogspot.com/-5kgUcJN9ffM/TZEoCOCHWki/AAAAAAAAACP0/bJ__tcBvkoo/s1600/Cruzadinha+2+ano045.jpg)

[5kgUcJN9ffM/TZEoCOCHWki/AAAAAAAAACP0/bJ__tcBvkoo/s1600/Cruzadinha+2+ano045.jpg](https://3.bp.blogspot.com/-5kgUcJN9ffM/TZEoCOCHWki/AAAAAAAAACP0/bJ__tcBvkoo/s1600/Cruzadinha+2+ano045.jpg)



PINTE O NOME DE CADA FIGURA:



COLAR

CUECA

CASA



CAMISA

COELHO

CÍRCULO



CIRCO

CORAÇÃO

CINEMA



CESTA

CARTA

COCADA



CANETA

CUPIM

CAMELO



CIMENTO

CUECA

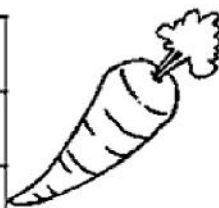
CORAÇÃO



CARAMBOLA

COPO


CIDADE



CENOURA

CURIOSO

CAPIM



CEGONHA

CAVALO

CUIDADO



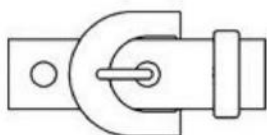

COMIDA

CASA

CUSCUZ



USE O BANCO DE PALAVRAS PARA
ESCREVER O NOME DE CADA FIGURA:



FACA
FIVELA
FUNIL
FOGO
FERA
FADA
FERRO
FADA



JACARÉ DE CATAPORA
TOMA SUCO DE AMORA.
A CORUJA DONA AURORA
VOA, VOASEM DEMORA.

PINTE OS ESPAÇOS ENTRE AS PALAVRAS NA PARLENDAS.


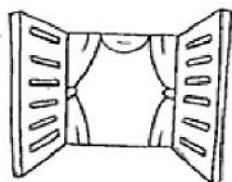
QUEM ESTÁ COM CATAPORA?

JABUTI CORUJA JACARÉ

QUEM SE CHAMA DONA AURORA?

CAVALO CORUJA JACARÉ

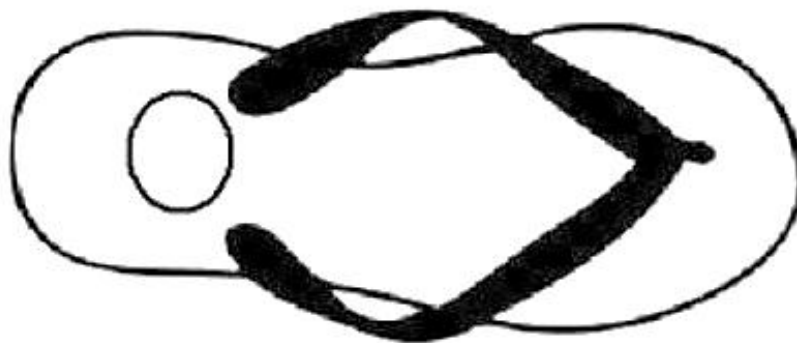
PINTE AS FIGURAS QUE COMEÇAM COM O
MESMO SOM DE **JACARÉ**.



WWW.PROFRAFAELAK.BLOGSPOT.COM



O tamanho do meu calçado é:



Eu nasci no dia...Copie na mamadeira:

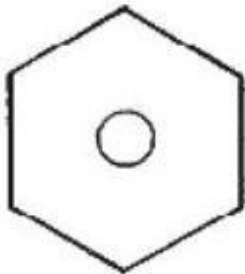


Portanto eu tenho anos.
Desenhe a quantidade de velinhas.

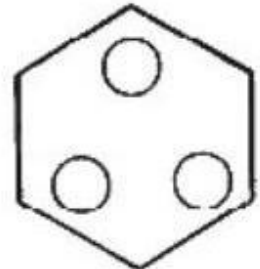




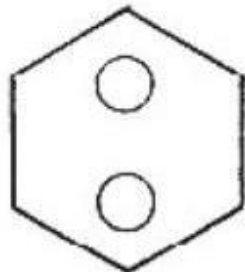
Ligue o numeral à quantidade.



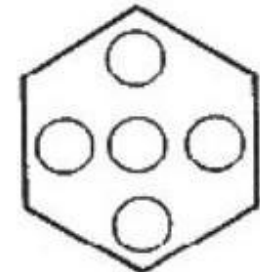
1



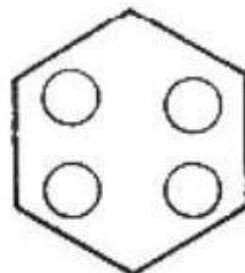
2



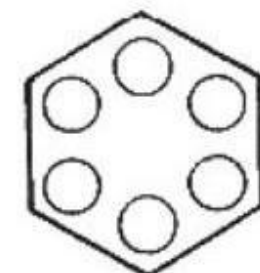
3



4

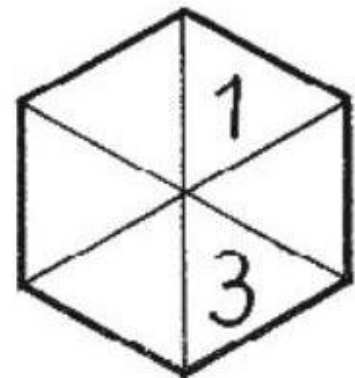
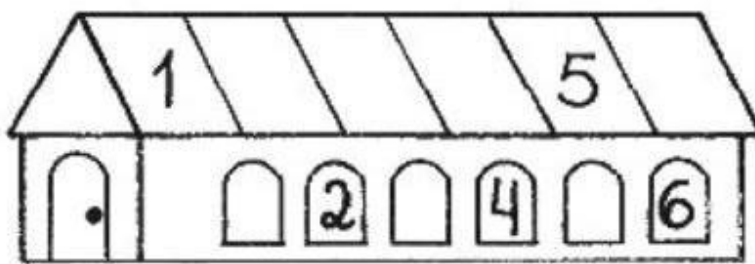


5



6

Escreva os numerais que faltam:



www.dicasparaomaternal.blogspot.com.br


Adiléa





FRUTAS VERDES E MADURAS

PINTE DE VERDE AS FRUTAS QUE ESTÃO NA ÁRVORE
E DE LARANJA AS QUE CAÍRAM NO CHÃO E ESTÃO MADURAS.



AGORA, CONTE QUANTAS FRUTAS DE CADA COR
HÁ NA CENA E COMPLETE O QUADRO ABAIXO.

FRUTAS
VERDES

FRUTAS
MADURAS


www.misturadealegria.blogspot.com.br

Adiléa



A JOANINHA

ESCREVA OS NÚMEROS DE 1 A 10 NAS PINTAS DA JOANINHA.



www.misturadealegria.blogspot.com.br Adiléa

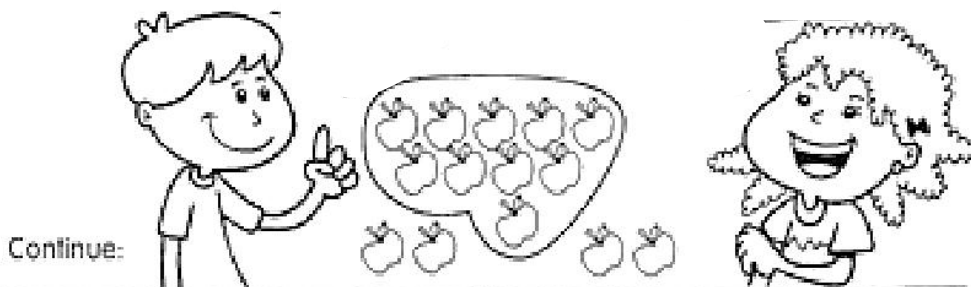


ata: _____ Turma: _____ EducacaoeTransformacao.com.br
luno: _____

AMARRADINHO DAS DEZENAS

Separei uma dezena e sobraram 4 unidades

Uma dezena e 4 unidades são 14.







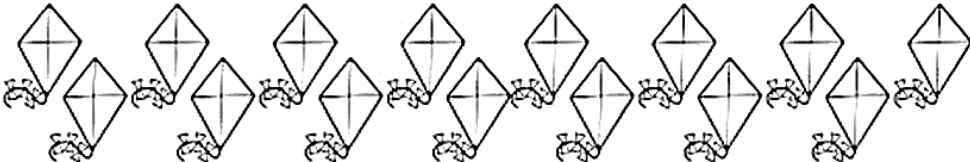



	1		11



SECRETARIA MUNICIPAL DE EDUCAÇÃO E CULTURA

CONTE E ESCREVA O NUMERAL QUE INDICA A QUANTIDADE DE ELEMENTOS NO CÍRCULO AO LADO.

	<input type="text"/>
	<input type="text"/>
	<input type="text"/>
	<input type="text"/>
	<input type="text"/>
	<input type="text"/>
	<input type="text"/>
	<input type="text"/>


<https://i.pinimg.com/originals/9a/92/10/9a9210a80710809107db6e7ecfe7908e.png> aqui

TODOS CONTRA O CORONAVÍRUS, A PREVENÇÃO É FUNDAMENTAL!



IGUAL E DIFERENTE

CONTE OS ELEMENTOS DE CADA CONJUNTO E ESCREVA O NUMERAL CORRESPONDENTE. DEPOIS, USE O SINAL = OU \neq .



AGORA, COMPARE OS NUMERAIS E USE = OU \neq .

2	-----	2	7	-----	8	5	-----	5
3	-----	4	6	-----	6	9	-----	9

<https://atividadespedagogicas.net/wp-content/uploads/2019/05/atividades-matematica-numeros-quantidade-4.jpg>



OBSERVE AS PEÇAS DO DOMINÓ E REGISTRE OS FATOS EM CADA QUADRO, CONFORME O MODELO.

FORMA VERTICAL

	$\begin{array}{r} 5 \\ + 0 \\ \hline 5 \end{array}$		+		+		+		+	
--	---	--	---	--	---	--	---	--	---	--

	+		+		+		+		+	
--	---	--	---	--	---	--	---	--	---	--

FORMA HORIZONTAL



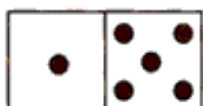
$$2 + 2 = 4$$



$$\dots + \dots = \dots$$



$$\dots + \dots = \dots$$



$$\dots + \dots = \dots$$



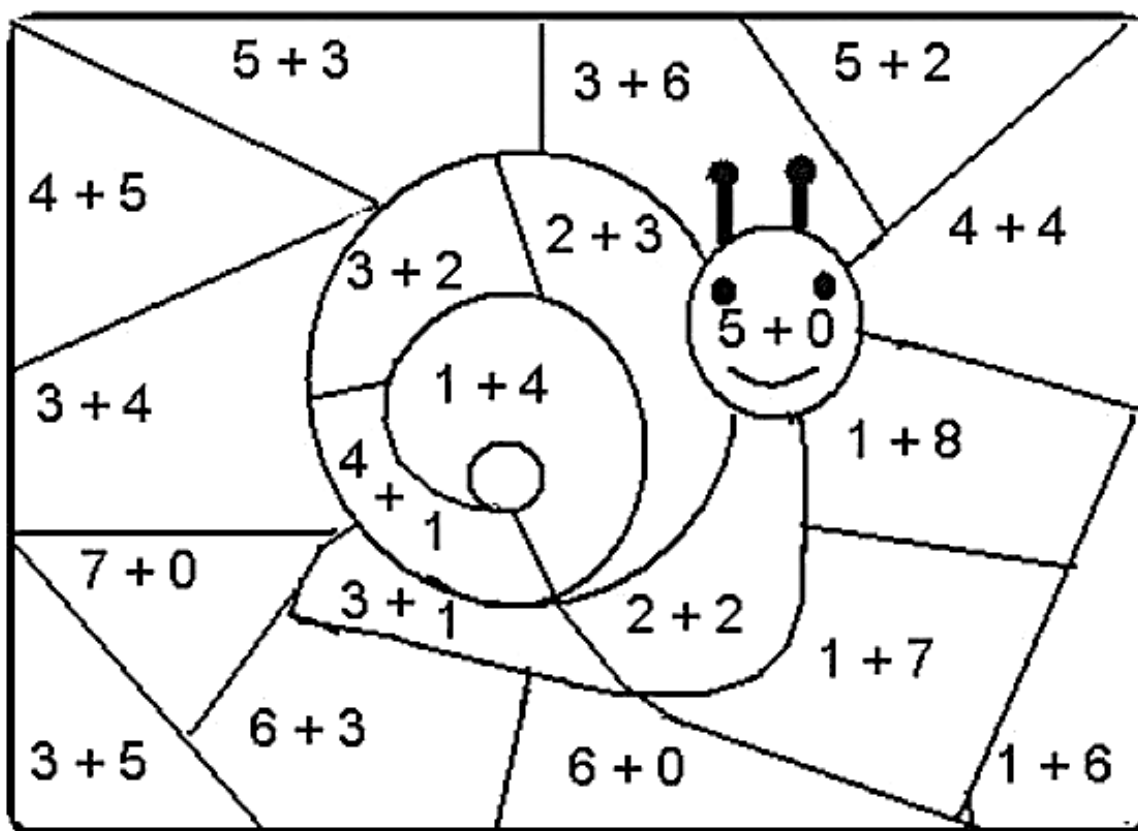
$$\dots + \dots = \dots$$

<https://i.pinimg.com/originals/ac/69/1a/ac691a81c69ff96393b12a2037a4bd62.png>



MATEMÁTICA

Pinte de acordo com os resultados:



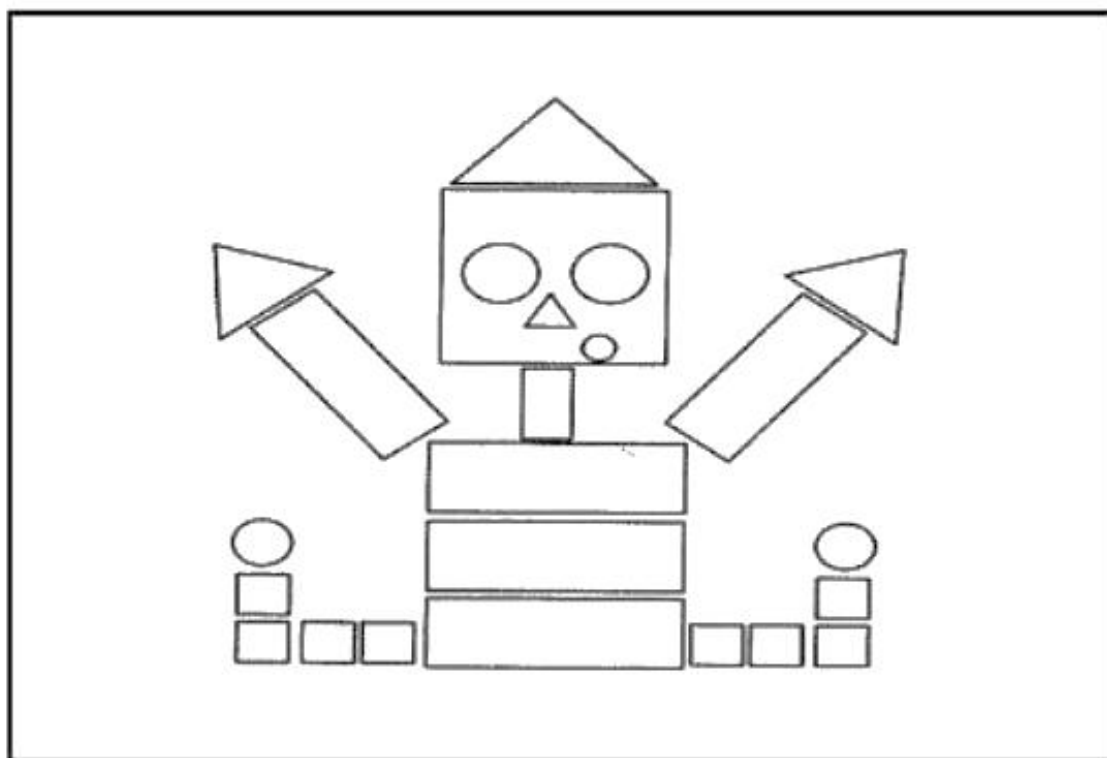
5 de amarelo
6 de verde
8 de vermelho

4 de marrom
7 de azul
9 de rosa




ROBÔ DIVERTIDO

CONTE QUANTAS FIGURAS GEOMÉTRICAS COMPÕEM O ROBÔ E ESCREVA A QUANTIDADE NO ESPAÇO CORRESPONDENTE.



CÍRCULO



QUADRADO




TRIÂNGULO







RETÂNGULO

www.misturadealegria.blogspot.com.br

Adiléa








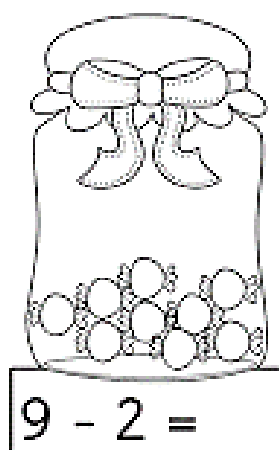

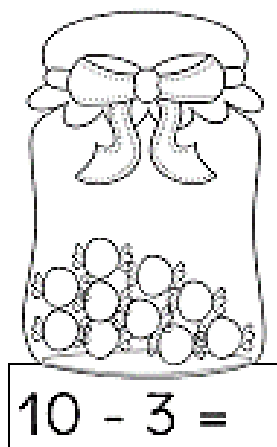
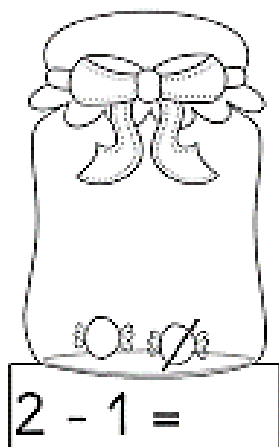
	VERMELHO		AMARELO
	VERDE		AZUL

<https://www.soescola.com/wp-content/uploads/2017/11/Atividades-com-formas-geom%C3%A9tricas-pinte.jpg>



VAMOS SUBTRAIR?

QUANTAS BALAS RESTARAM EM CADA POTE?





① Resolva os fatos e coloque os resultados no caminho abaixo.

SAÍDA

$1 + 3 =$

$4 - 2 =$

$4 - 0 =$

$3 + 1 =$

$2 - 1 =$

$4 - 3 =$

$2 + 2 =$

$4 + 0 =$

$1 + 2 =$

$4 - 1 =$

$3 - 2 =$

CHEGADA

$2 + 1 =$

$4 - 4 =$

<https://i.pinimg.com/originals/38/7e/02/387e02b4ddbab163a9d8c904d3e8b4d2.png>



LEITORZINHO.COM




ESCOLHENDO RESULTADOS

Resolva as operações e, depois, circule o resultado ao lado.

$4 + 5 =$	8
	9
	7

$4 + 3 =$	6
	8
	7



$\begin{array}{r} 7 \\ + 2 \\ \hline \end{array}$	9
	7
	6

$\begin{array}{r} 3 \\ + 2 \\ \hline \end{array}$	5
	4
	3

$\begin{array}{r} 4 \\ + 2 \\ \hline \end{array}$	5
	6
	7

$\begin{array}{r} 4 \\ + 4 \\ \hline \end{array}$	9
	7
	8

$\begin{array}{r} 6 \\ + 3 \\ \hline \end{array}$	7
	8
	9

$\begin{array}{r} 2 \\ + 6 \\ \hline \end{array}$	6
	7
	8

$\begin{array}{r} 8 \\ - 5 \\ \hline \end{array}$	2
	4
	3

$\begin{array}{r} 5 \\ - 4 \\ \hline \end{array}$	0
	1
	2

$9 - 6 =$	2
	3
	4

$5 - 0 =$	0
	5
	6

$7 - 7 =$	0
	1
	2

$8 - 4 =$	4
	3
	2

$9 - 4 =$	3
	5
	4

$6 - 5 =$	0
	1
	2