



Apostila I

Nível IV e V



Designed by pngtree


Escola Municipal _____

Aluno(a): _____

Professora: _____



VOCÊ É UM MENINO OU UMA MENINA? COM GIZ DE CERA, PINTE A FIGURA QUE REPRESENTA VOCÊ.



<https://i.pinimg.com/564x/90/5a/31/905a31983f602cfd3e5ede4fbf5a6bae.jpg>




PESQUISE EM JORNALS OU REVISTAS LETRAS QUE FORMAM SEU NOME, RECORTE E COLE-AS AQUI.

ESCREVA A PRIMEIRA LETRA DO SEU NOME.

Coleção Amarelinha



TODOS CONTRA O CORONAVÍRUS, A PREVENÇÃO É FUNDAMENTAL!



MEU NOME É 

QUANDO CRESCER QUERO SER 

HISTÓRIA FAVORITA 

SOU ASSIM 

O QUE QUERO APRENDER 

COMIDA PREFERIDA 

COR FAVORITA 

ANIMAL PREFERIDO 

ESPORTE FAVORITO 

MINHA IDADE 

© Melbis Whitmire 2016 @Searching for Silver
cantinhoalternativo.com.br

<https://www.cantinhoalternativo.com.br/2017/01/atividade-sobre-mim-volta.html>



ESCREVA SEU NOME.

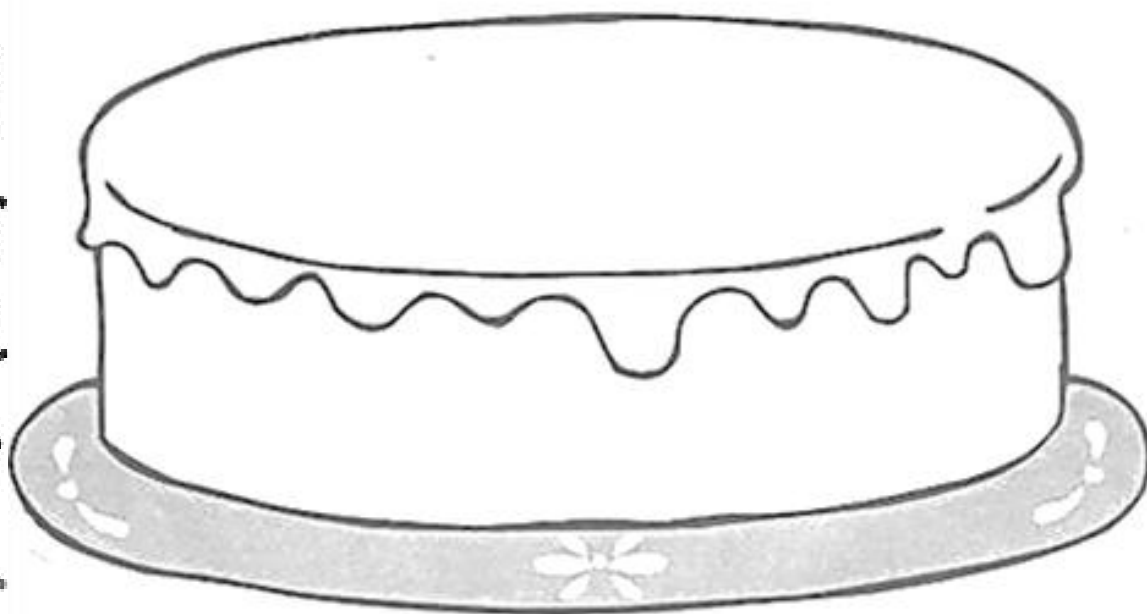
SE VOCÊ TIVER APELIDO, ESCREVA-O.

DESENHE VOCÊ.





QUANTOS ANOS VOCÊ FARÁ NO SEU PRÓXIMO ANIVERSÁRIO? COLE PALITOS DE FÓSFORO CORRESPONDENTE À SUA IDADE EM CIMA DO BOLO E DÊ UM BONITO COLORIDO NO DESENHO.



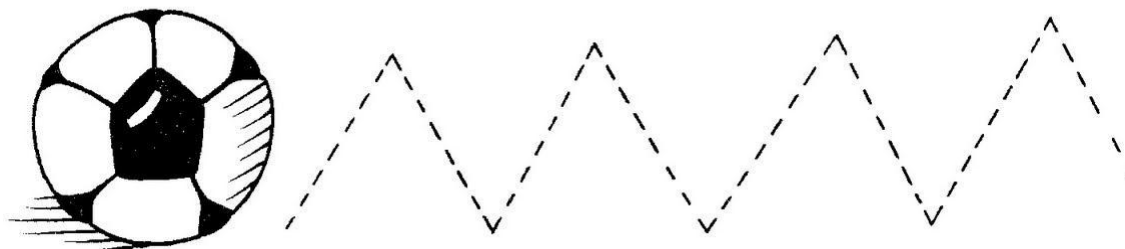

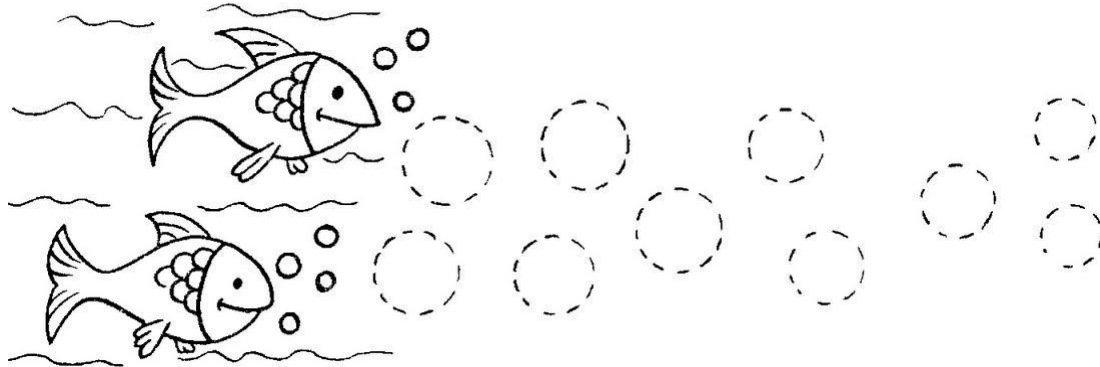
Professora Iolanda Sá Freire, 3ed (Org).



Blog da Tia Iolanda




Vamos cobrir os pontilhados?



http://4.bp.blogspot.com/-lypb2bAV-0w/TxdqMR_OVII/AAAAAAAAArs/dJKJiBVzW2Q/s1600/coord_motora+042.jpg



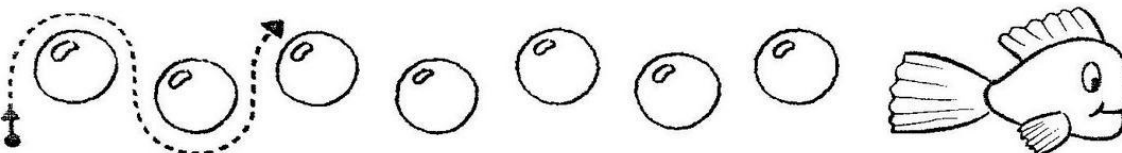



Cubra os pulinhos do sapo com
bolinhas de papel crepom!



<http://1.bp.blogspot.com/-SD4PnxBlkQ/TxdoSA6sgp/AAAAAAAAAr8/7Bhjw0uNfS4/s1600/COORDE%257E1.JPG>



- O balé dos peixes!
Percorra o caminho da esquerda para a direita com o dedo indicador.
Trace os movimentos dos peixes bailarinos com um lápis de ponta fina.



Cubra e complete.




<http://4.bp.blogspot.com/-tHgw2W9NJgE/TxdoA9rcIEI/AAAAAAAAAArE/XbLPWzXj0Yc/s1600/Ativ+++4.jpg>



- Ligue o osso ao cachorrinho menor.
- Pinte a cena.

Tamanho




<https://i.pinimg.com/564x/c4/29/d3/c429d39fe74559a439228a2d4ad40a77.jpg>









PINTE AS CAMAS:
AMARELO A MAIOR
AZUL A MENOR



www.acessaber.com.br




PINTE, EM CADA FILEIRA,
O ANIMAL COM
TAMANHO MÉDIO.




<https://revistazunai.com.br/atividades-de-ciencias-para-educacao-infantil-imprimir/>



Circule a borboleta menor:



Faça uma flor na jarra maior:

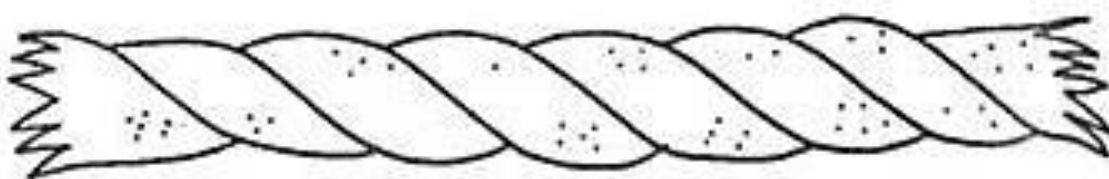
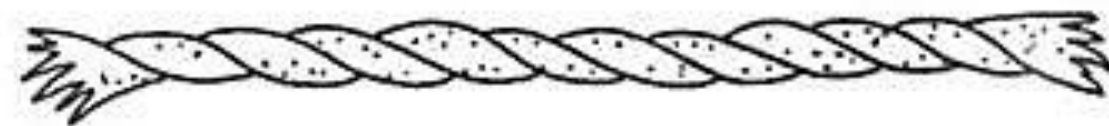


Circule a caneta mais fina:


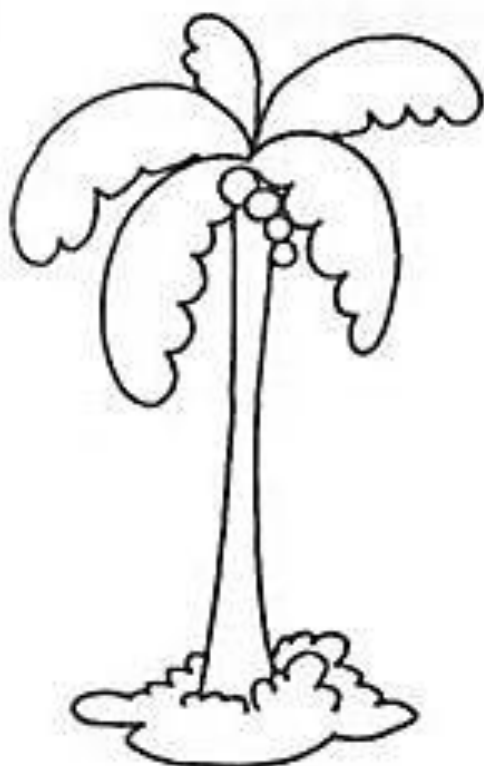




FAÇA UM X NA CORDA MAIS GROSSA



PINTE O COQUEIRO MAIS FINO




<https://i.pinimg.com/564x/e5/c9/61/e5c961c003e6d8fb780ec9c93d9a359b.jpg>



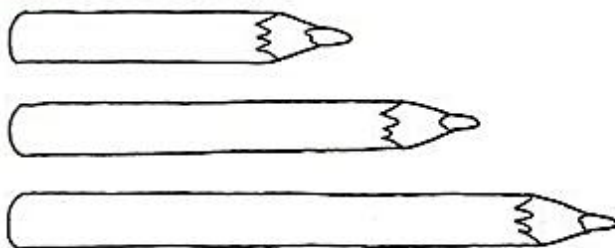


COMPRIDO OU CURTO


PINTE DE **LARANJA** A TOALHA MAIS **COMPRIDA** E DE **AZUL** A MAIS **CURTA**.



CIRCULE O LÁPIS MAIS **COMPRIDO** E MARQUE UM **X** AO LADO DO MAIS **CURTO**.



LIGUE O PÁSSARO À ESTACA MAIS **COMPRIDA** DA CERCA E A **BORBOLETA** À ESTACA MAIS **CURTA**.

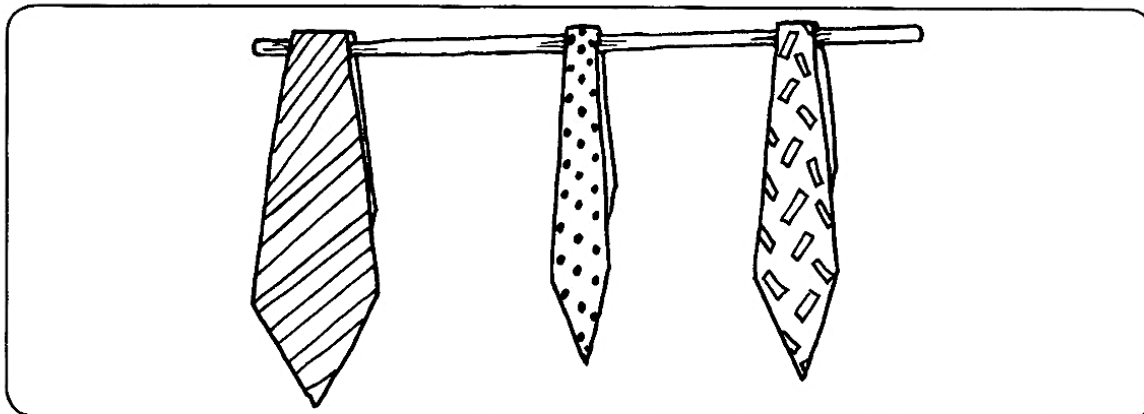


<https://i.pinimg.com/564x/66/16/47/661647e1869363d46ac45d5d03e6431b.jpg>




ESPESSURA: LARGO E ESTREITO

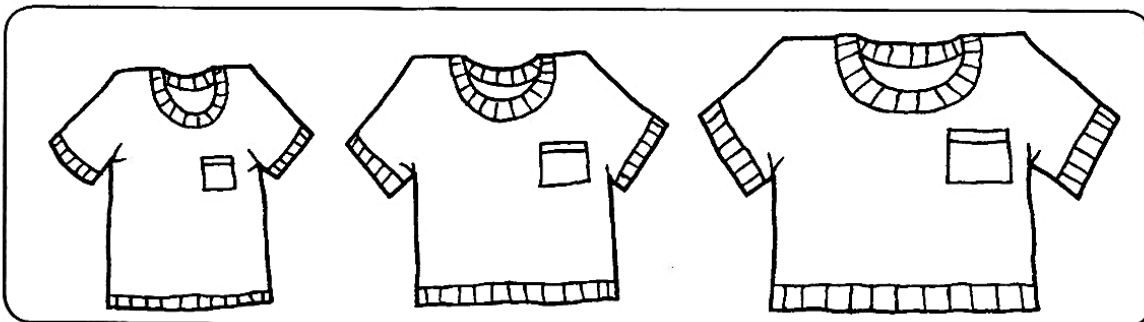
1) FAÇA UMA + NA GRAVATA MAIS **ESTREITA**.



2) DESENHE BOLINHAS NO LAÇO MAIS **LARGO**.



3) PINTE A CAMISETA MAIS **LARGA**.
RISQUE A CAMISETA MAIS **ESTREITA**.




<https://www.soescola.com/2017/06/aatividades-espessura-largo-e-estrito.html>



PERCEÇÃO VISUAL

- PINTE O GATINHO QUE ESTÁ EM FRENTE DA ÁRVORE E O QUE ESTÁ ATRÁS DA CASA:




<https://i.pinimg.com/564x/35/4d/0e/354d0e84052a240f1347449596e154cd.jpg>



MAIS OU MENOS?

✎ A POMBINHA BOTOU OVOS E SAIU PARA ALIMENTAR-SE. NA VOLTA, ELA FICOU SEM SABER QUAL ERA O NINHO DELA. LIGUE A POMBINHA AO NINHO QUE POSSUI MAIS OVOS.









✎ PINTO O AQUÁRIO QUE POSSUI MENOS PEIXES.



<https://i.pinimg.com/564x/e1/24/87/e124873c4a7de65d2669368de319a8ad.jpg>



Benzinho,
Ligue cada animal, ao local onde ele mora.










"Você é muito esperto(a)!"

AMIGA DA EDUCAÇÃO 45



Que animais podemos ter em casa ou no sítio? Faça um X perto deles.




<https://revistazunai.com.br/atividades-de-ciencias-para-educacao-infantil-imprimir/#jp-carousel-508>



Penas


Circule os animais que têm o corpo coberto de penas.



<https://revistazunai.com.br/atividades-de-ciencias-para-educacao-infantil-imprimir/#jp-carousel-506>



Pinte os animais que ficam bastante tempo no ar.
Circule os animais que vivem na água.







<https://revistazunai.com.br/atividades-de-ciencias-para-educacao-infantil-imprimir/#jp-carousel-511>





Pinte somente as plantas.





<https://revistazunai.com.br/atividades-de-ciencias-para-educacao-infantil-imprimir/#jp-carousel-512>



TODOS CONTRA O CORONAVÍRUS, A PREVENÇÃO É FUNDAMENTAL!



Anjinho,
Qual destes animais domésticos você gostaria de ter?
Pinte o seu animal preferido.






"Você é o xodozinho da tia!"

<https://revistazunai.com.br/atividades-de-ciencias-para-educacao-infantil-imprimir/#jp-carousel-514>



Amoreco,
Ligue os animais à sua família. Agora, pinte bem bonito
os animais domésticos.




"Quando estamos com Jesus, tudo nos faz feliz!"

<https://revistazunai.com.br/atividades-de-ciencias-para-educacao-infantil-imprimir/#jp-carousel-515>



NA ILUSTRAÇÃO ABAIXO, ENCONTRE OS ANIMAIS QUE VIVEM NA ÁGUA E PINTE-OS




QUANTOS ANIMAIS VOCÊ PINTOU?





MAGALI GOSTA DE MELANCIA, MÔNICA GOSTA DE SEU COELHO SANSÃO...



E VOCÊ? DO QUE GOSTA E DO QUE NÃO GOSTA?

DESENHE ABAIXO



DO QUE GOSTO



DO QUE NÃO GOSTO




<https://revistazunai.com.br/atividades-de-ciencias-para-educacao-infantil-imprimir/#jp-carousel-519>






QUAL É A MINHA COR?

PINTE CADA FRUTA COM SUA COR CORRESPONDENTE.




MORANGO




LARANJA



BANANA



UVA



MAÇÃ

www.artedeensinareaprender.com



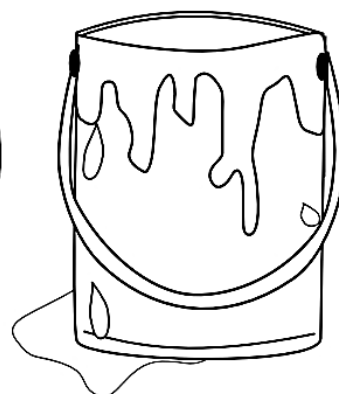
**PINTE CADA LATA DE TINTA
NA COR INDICADA**



VERMELHO



AZUL



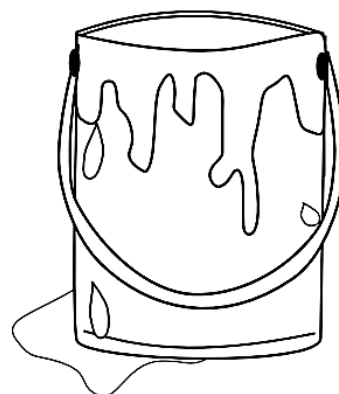
AMARELO



VERDE



LARANJA



ROXO

QUAL A SUA COR FAVORITA?

www.espacoeducar.net

z



CORES E FORMAS

1- PINTE A FLOR, SEGUINDO A LEGENDA DE CORES E FORMAS:

