



# Apostila II

## Nível IV e V



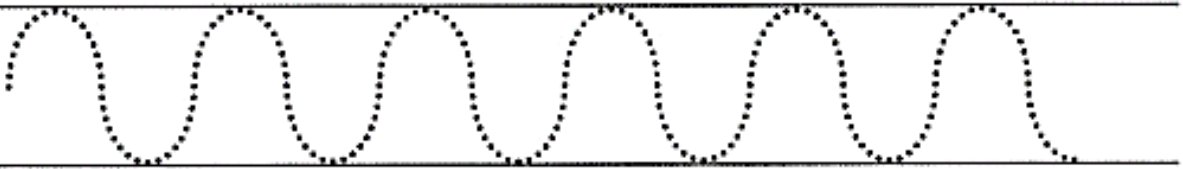
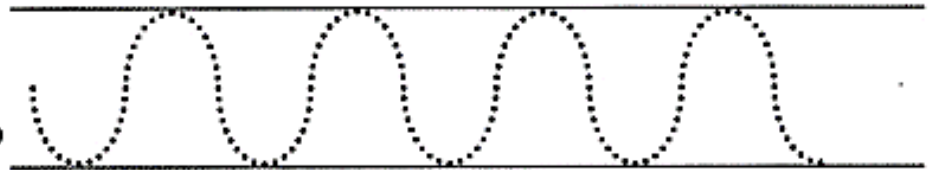
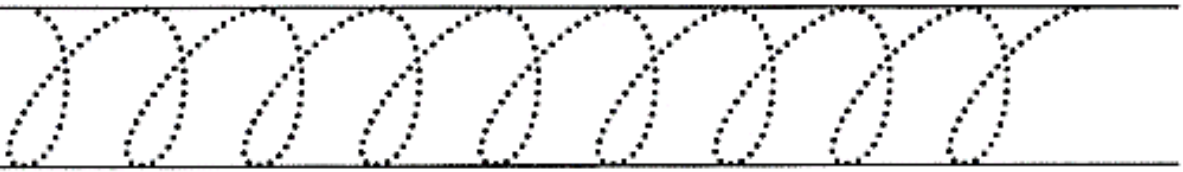
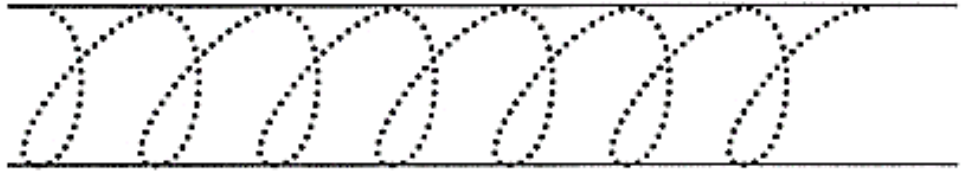
**Escola Municipal** \_\_\_\_\_

**Aluno(a):** \_\_\_\_\_

**Professora:** \_\_\_\_\_



# SECRETARIA MUNICIPAL DE EDUCAÇÃO E CULTURA



olgasergeeff.ru

“Esperamos que você sinta nossa falta, tanto quanto sentimos a sua.”



## VAMOS DESENHAR BOLHAS DE SABÃO?




[www.espacopedagogico.site](http://www.espacopedagogico.site)



# MEU NOME É...

PINTE AS LETRAS QUE VOCÊ USOU PARA ESCREVER O SEU NOME:


A	B	C	D	E	F	G	H	I	J
K	L	M	N	O	P	Q	R	S	T
U	V	W	X	Y	Z				



Armário do Professor



**ASSINALE ABAIXO AS LETRAS QUE VOCÊ UTILIZA PARA ESCREVER SEU NOME.**



**ORGANIZE AS LETRAS E ESCREVA SEU NOME NO ESPAÇO ABAIXO.**

MEU NOME É: \_\_\_\_\_

**QUANTAS LETRAS ELE TEM?** \_\_\_\_\_



**COM QUE LETRA ELE COMEÇA?** \_\_\_\_\_

**COM QUE LETRA ELE TERMINA?** \_\_\_\_\_



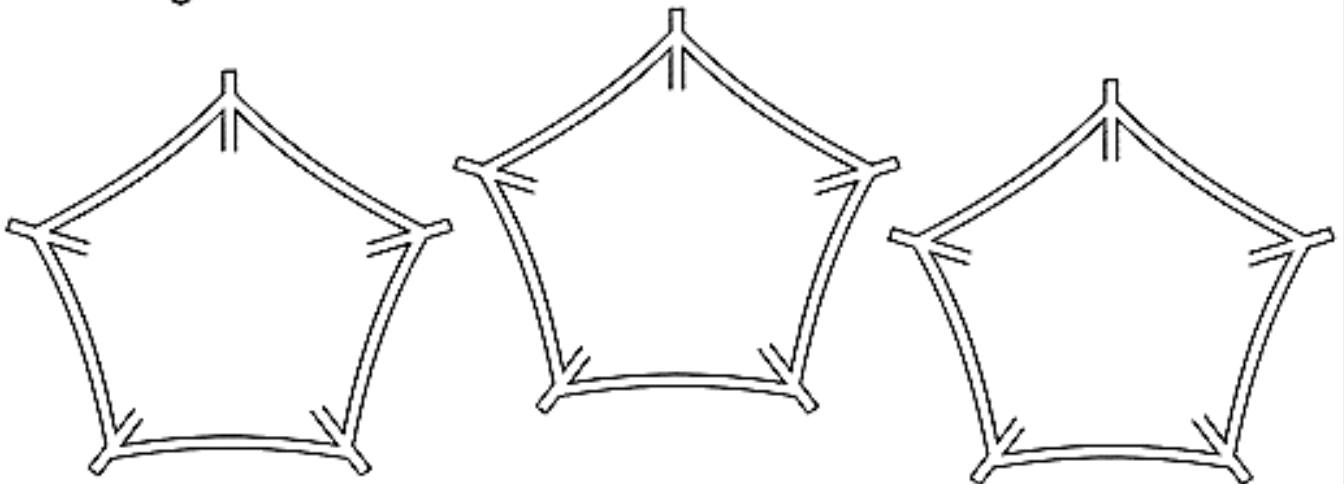
# SECRETARIA MUNICIPAL DE EDUCAÇÃO E CULTURA

PINTE A LETRA A DE ARANHA COM TINTA AMARELA A DEDO SEGUINDO O CONTORNO DA LETRA.



## ARANHA

### VAMOS TREINAR?




<https://3.bp.blogspot.com/-27IPyqYgIFs/W1H0vwFX->

[WI/AAAAAAAAAqjk/VlyYfjS2nwqbiHops59wNHfQolj7vwWACLcBGAs/s640/01.jpg](https://3.bp.blogspot.com/-27IPyqYgIFs/W1H0vwFX-WI/AAAAAAAAAqjk/VlyYfjS2nwqbiHops59wNHfQolj7vwWACLcBGAs/s640/01.jpg)


“Esperamos que você sinta nossa falta, tanto quanto sentimos a sua.”



CIRCULE NO QUADRO, TODAS AS LETRAS A QUE ENCONTRAR:




CUBRA, SEGUINDO A DIREÇÃO DAS SETAS:



AGORA, MOSTRE QUE APRENDEU:

--	--	--	--	--	--





ESCOLA \_\_\_\_\_

NOME \_\_\_\_\_

## De olho na Vogal A

OLHA QUE ANEL BONITO  
EU GANHEI DA MINHA MÃEZINHA.  
ELE É TODO DE OURO,  
E TEM UMA PEDRA VERDINHA.

Gi Barbosa



AS VOGAIS ESCAPARAM DAS PALAVRAS. ENCONTRE-AS E COMPLETE



\_\_\_\_\_ VIÃO



BOL \_\_\_\_\_




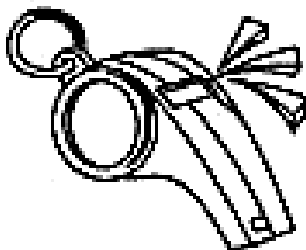
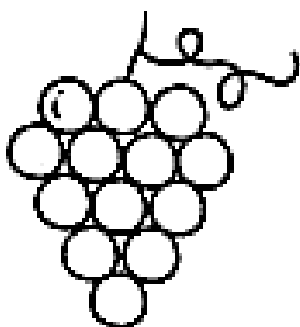


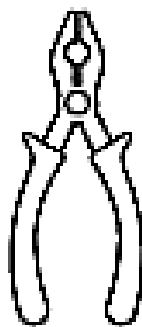
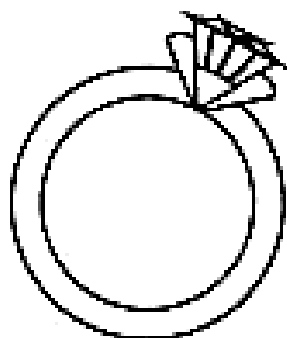
ONÇ \_\_\_\_\_

RECORTE E COLE PALAVRAS ONDE APARECE A VOGAL A.





Pinte somente as figuras que começam com a letra A:





## BRINCANDO COM AS VOGAIS

PINTE OS DESENHOS QUE INICIAM COM A LETRA A.



**AQUARELA**



**BOLA**



**ABACAXI**



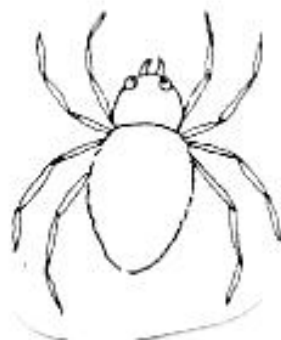
**ESTRELA**



**ANEL**



**FADA**



**ARANHA**



**AVIÃO**


Professora Iolanda Sá, 3ªed.(Org.)



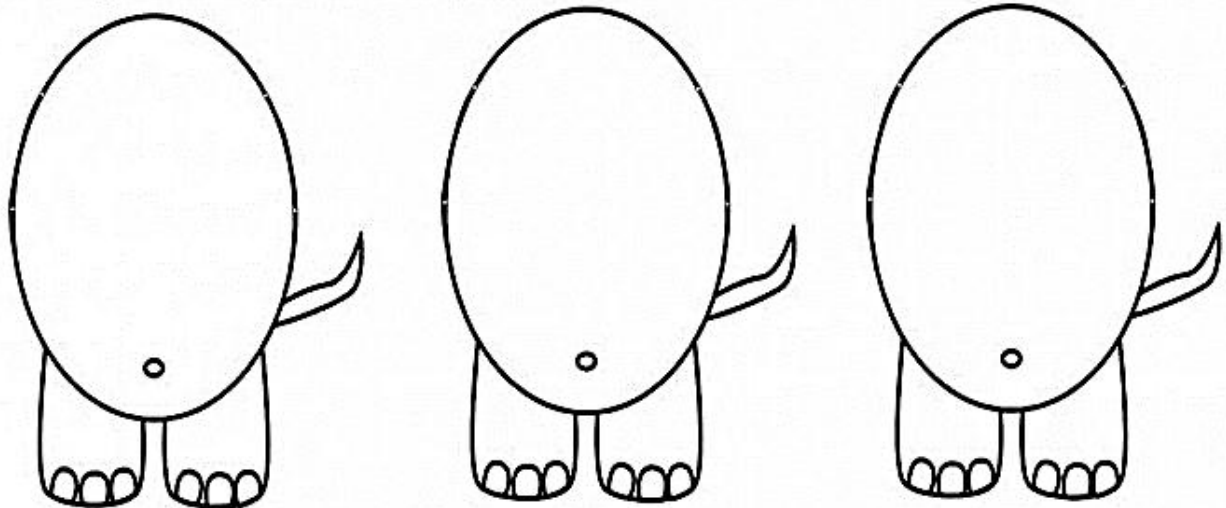
*Blog da Tia Iolanda*



1- PINTA A LETRA E DE ELEFANTE COM TINTA AMARELA A DEDO SEGUINDO O CONTORNO DA LETRA.



VAMOS TREINAR?






..◆..■ VAMOS COLORIR O ELEFANTINHO E COLAR VOGAIS E?







# LETRA E



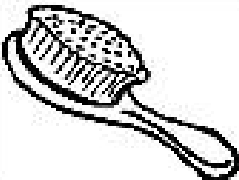
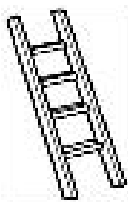


COBRIR AS LETRAS COM LÁPIS DE COR:



CIRCULAR AS LETRAS QUE ESTÃO NA POSIÇÃO CORRETA:



COMPLETAR AS PALAVRAS COM A LETRA E E DEPOIS COPIAR:


			
__SCOVA	__SCADA	__L__FANT__	__STR__LA
_____	_____	_____	_____

[https://3.bp.blogspot.com/\\_Y5VHIIIGTJ1c/S2IJEsdI-5I/AAAAAAAAEXQ/Nm5mCuTJA3I/s640/letraE-750639.png](https://3.bp.blogspot.com/_Y5VHIIIGTJ1c/S2IJEsdI-5I/AAAAAAAAEXQ/Nm5mCuTJA3I/s640/letraE-750639.png)




# Vogal Ee

Cubra a vogal E e depois complete o nome da figura com a letra Ee.



	<b>L</b>		<b>F</b>	<b>A</b>	<b>N</b>	<b>T</b>	
--	----------	--	----------	----------	----------	----------	--

Pinte as figuras que têm o nome com o som inicial da vogal Ee.






**Especial Vogais**


PROCURE A VOGAL E NAS PALAVRINHAS E CIRCULE-AS




**ESTRELA**



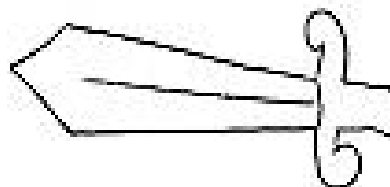
**ESCOVA**



**ABACAXI**



**ELEFANTE**


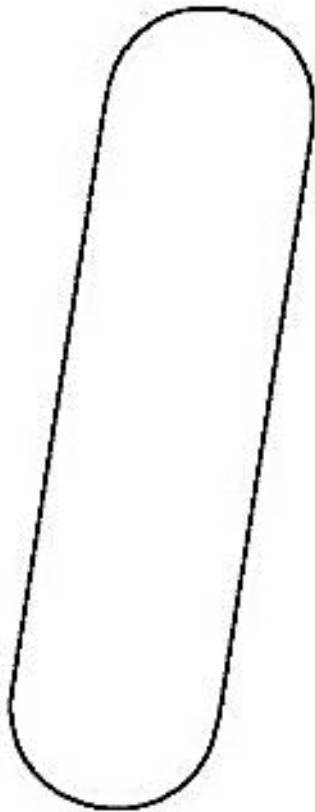


**ESPADA**



# SECRETARIA MUNICIPAL DE EDUCAÇÃO E CULTURA

PINTE A LETRA I DE ILHA COM TINTA AZUL A DEDO SEGUINDO O CONTORNO DA LETRA.



VAMOS TREINAR?



<https://3.bp.blogspot.com/-HkS6TC4RNrs/W5e->

[f3FJgwI/AAAAAAAAAq54/lxLVvMGZJEMzswkE495Km3QbsTFqvvnCACLcBGAs/s1600/08.jpg](https://3.bp.blogspot.com/-HkS6TC4RNrs/W5e-f3FJgwI/AAAAAAAAAq54/lxLVvMGZJEMzswkE495Km3QbsTFqvvnCACLcBGAs/s1600/08.jpg)

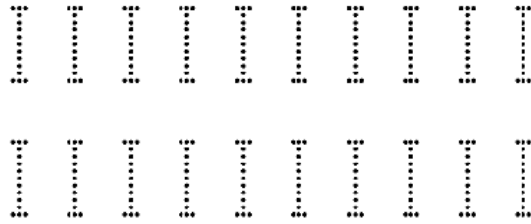

“Esperamos que você sinta nossa falta, tanto quanto sentimos a sua.”






# LETRA I




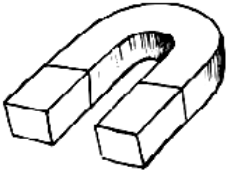
COBRIR AS LETRAS COM LÁPIS DE COR:



CIRCULAR AS LETRAS QUE ESTÃO NA POSIÇÃO CORRETA:



COMPLETAR AS PALAVRAS COM A LETRA **I** E DEPOIS COPIAR:

			
__ND__O	__LHA	__GREJA	__MÃ
_____	_____	_____	_____




A LETRA DO DIA É...

I  
ÍNDIO

VAMOS TREINAR A LETRA I:

I				



ENCONTRE E PINTE AS FIGURAS INICIADAS PELA LETRA I:



<https://i.pinimg.com/originals/52/cf/00/52cf002722fed3df2c906b07cdfc740d.jpg>




Atividades Suzano


# ATIVIDADES



**PINTE OS DESENHOS QUE SE INICIAM COM A LETRA A:**



**PINTE OS DESENHOS QUE SE INICIAM COM A LETRA E:**



**PINTE OS DESENHOS QUE SE INICIAM COM A LETRA I:**






# NÚMEROS E QUANTIDADES SIMPLES

0 ZERO

1 UM  


2 DOIS  



3 TRÊS  


4 QUATRO  


5 CINCO  


6 SEIS  


7 SETE  



8 OITO  


9 NOVE  


10 DEZ  




# SECRETARIA MUNICIPAL DE EDUCAÇÃO E CULTURA



ZERO

zero


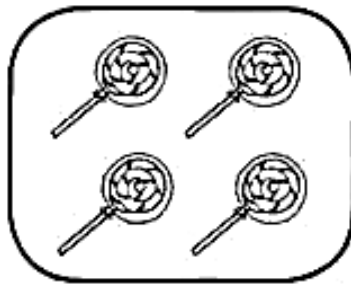
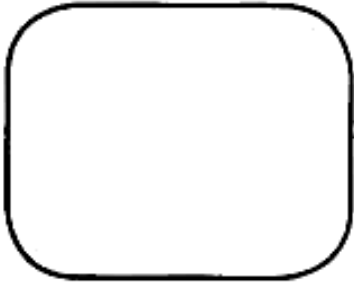


0				

ZERO		



## OS VAZIOS

LIGUE O NUMERAL 0 (ZERO) AOS CONJUNTOS VAZIOS.



PASSE O DEDO SOBRE O NUMERAL 0 (ZERO) E CONTINUE TRAÇANDO.



<https://atividadesprofessores.com.br/atividades-de-matematica-para-educacao-infantil-imprimir-questoes/>



## NUMERAL 1



VAMOS CANTAR?

UM PALHAÇO ENGRAÇADO  
ENCONTREI NAQUELE CIRCO!  
DAVA MUITAS CAMBALHOTAS  
E ANDAVA DE MONOCICLO.

(Música: *Ciranda cirandinha* - Faixa 43 do CD)  
Solange Valadares

1

UM





PASSE O DEDO SOBRE O NUMERAL 1 E CONTINUE TRAÇANDO.






**OLÁ!  
SOU O  
NÚMERO**

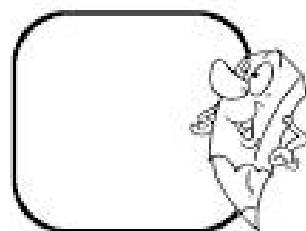

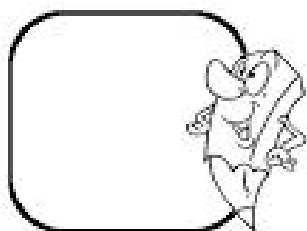


**UM**  
um

CUBRA, SEGUINDO A DIREÇÃO DAS SETAS:




AGORA, MOSTRE QUE APRENDEU:









www.atividadeseducativas10.com



1 UM



PINTE 1 QUADRADINHO.





CIRCULE O NÚMERO 1.


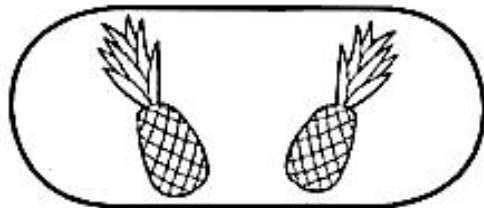
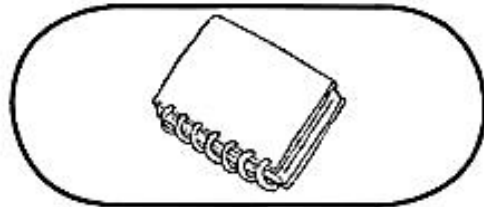
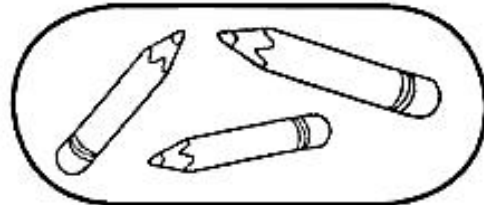
1 6 5 4 7 9  
5 2 8 6 3 0  
3 7 4 9 8 2 1



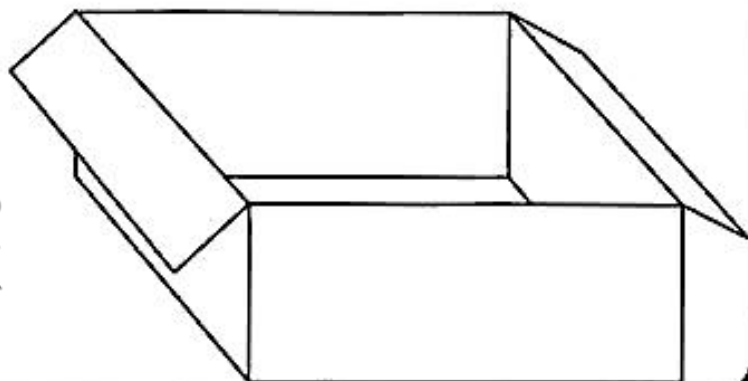
## LIGANDO E DESENHANDO!

 LIGUE O NUMERAL 1 AOS CONJUNTOS QUE POSSUEM APENAS UM ELEMENTO.

1




 DESENHE SEU BRINQUEDO PREFERIDO DENTRO DA CAIXA.



<https://atividadesprofessores.com.br/atividades-de-matematica-para-educacao-infantil-imprimir-questoes/>




**OLÁ!  
SOU O  
NÚMERO**






**DOIS**  
*dois*

1- CUBRA, SEGUINDO A DIREÇÃO DAS SETAS:



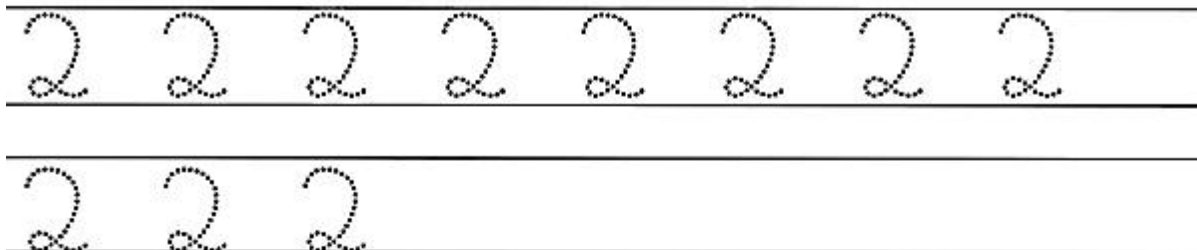
2- AGORA, MOSTRE QUE APRENDEU:






# SECRETARIA MUNICIPAL DE EDUCAÇÃO E CULTURA


Continue o exercício abaixo:



Pinte os conjuntos onde há 2 elementos:



Vamos contar:



<https://www.soescola.com/wp-content/uploads/2018/02/conhecendo-o-numero-2-3.jpg>




“Esperamos que você sinta nossa falta, tanto quanto sentimos a sua.”





## PINTANDO E APRENDENDO

 PINTE OS CONJUNTOS QUE POSSUEM DOIS ELEMENTOS.

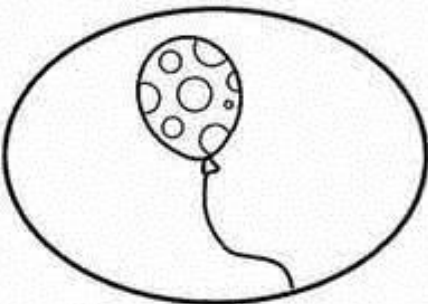
# 2



 LIGUE CADA CONJUNTO AO NUMERAL CORRESPONDENTE.



# 1





# 2



**OLÁ!  
SOU O  
NÚMERO**




3






**TRÊS**  
três

1- CUBRA, SEGUINDO A DIREÇÃO DAS SETAS:




2- AGORA, MOSTRE QUE APRENDEU:





# SECRETARIA MUNICIPAL DE EDUCAÇÃO E CULTURA

[https://www.google.com.br/url?sa=i&url=https%3A%2F%2Fwww.soescola.com%2Fatividades-com-numeros-3&psig=AOvVaw1-\\_a7d5\\_wEEi5WL9ltofEu&ust=1591969626758000&source=images&cd=vfe&ved=0CAIQjRxqFwoTCMcmhOH4-ekCFQAAAAAdAAAAABAD](https://www.google.com.br/url?sa=i&url=https%3A%2F%2Fwww.soescola.com%2Fatividades-com-numeros-3&psig=AOvVaw1-_a7d5_wEEi5WL9ltofEu&ust=1591969626758000&source=images&cd=vfe&ved=0CAIQjRxqFwoTCMcmhOH4-ekCFQAAAAAdAAAAABAD)

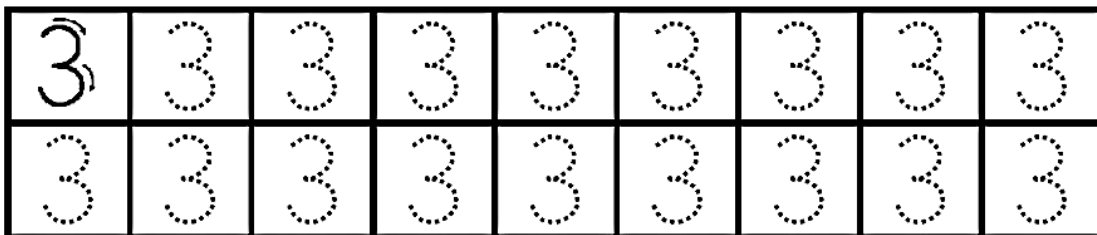


NO SÍTIO DE CHICO TEM TRÊS PORQUINHOS.


PINTE OS QUADRINHOS QUE TÊM O NÚMERO 3 ESCRITO CORRETAMENTE:



VAMOS TREINAR!



PINTE 3 PORQUINHOS.



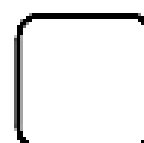



“Esperamos que você sinta nossa falta, tanto quanto sentimos a sua.”



# SECRETARIA MUNICIPAL DE EDUCAÇÃO E CULTURA



VAMOS CONTAR!



<https://i.pinimg.com/originals/03/e2/e6/03e2e64a8bfd153376f63846c2a22e7.png>

“Esperamos que você sinta nossa falta, tanto quanto sentimos a sua.”